




DOORS OPEN 2017 LOOP WALKING ROUTE

Distance: Approx 4.25KM Difficulty: Moderate, except Museum trail which has 1 Hill, 1 Set of Stairs
Speed: Moderate Time: 45-60 Minutes



- #1 Wellington County Museum & Wellington County Library  
- #2 Wellington Terrace Trail – You'll see a Bow String Bridge – keep going straight
- #3 Elora Cataract Trailway – Turn right on to the trail
- #4 Beatty Line Trailhead & Parking Lot (Hill Street and Beatty Line, Fergus)   , turn right on Beatty Line
- #5 Trestle Bridge Trail – Go down Beatty line, walk past Sharpe Farm Supplies/Fergus Welding, turn right at Trail
- #6 Walk until you reach the **Trestle Bridge**. Turn around and head back until you reach the stairs #7 on the left
- #7 **Museum Trail** – Turn left down the stairs and up the museum Trail, keep going straight, back to starting point


 Washroom at #1 open when Library and/or museum are open. Portable washroom at #4 from May-early Oct.

The Elora Cataract Trailway was originally the route of the Credit Valley Railway. It was constructed in 1879 as a branch line from Cataract to Elora. Leased to the Canadian Pacific Railway, it operated as the CPR's Elora subdivision until 1988, when it was abandoned.

A Group of concerned citizens (which became The Elora Cataract Trailway Association) worked with The Grand River Conservation Authority and Credit Valley Conservation to acquire the right-of-way in 1993. The results is a 47KM multiuse linear Trailway.

Today, the Elora Cataract Trailway Association (ECTA) works to Promote, Improve and Protect the Elora Cataract Trailway and trails in general. The ECTA is involved in many activities including signage upgrades, trail maintenance, Trailway improvements, several events, trail captain program, tree plantings, AGM with guest speaker, and social media.

All parts of the trail are open to hikers, cyclists, wheelchairs and skiers/snowshoeing while designated sections are open to snowmobilers (in season) and designated sections are open to equestrians except during the spring between March 15 and June 1. Parking is available at several trailhead parking locations. See www.trailway.org for more details and trail map or email info@trailway.org.

	<h2>Elora Cataract Trailway Association</h2> <h3>Membership Application Form</h3>
www.trailway.org	
<input type="checkbox"/> Renewal <input type="checkbox"/> New Membership	
Name: _____	
Address: _____	
City: _____ Prov: _____ Postal Code: _____	
Telephone: _____ email: _____	
<input type="checkbox"/> \$25—1Year <input type="checkbox"/> \$100—5 Years	
Mail to: Elora Cataract Trailway Association, PO Box 13, Elora, ON N0B 1S0	



@ECTrailwayAssoc



<https://www.facebook.com/EloraCataractTrailway>